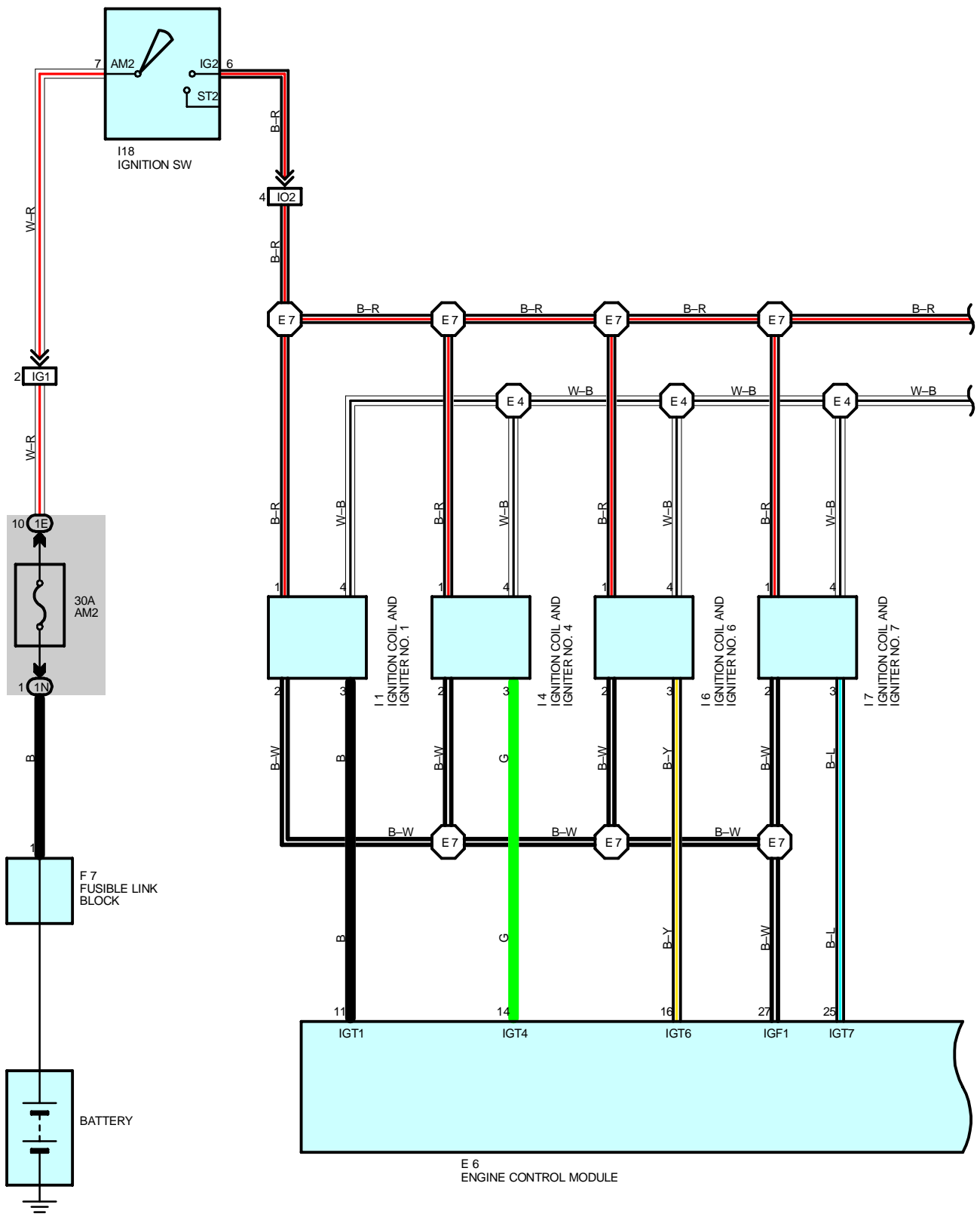
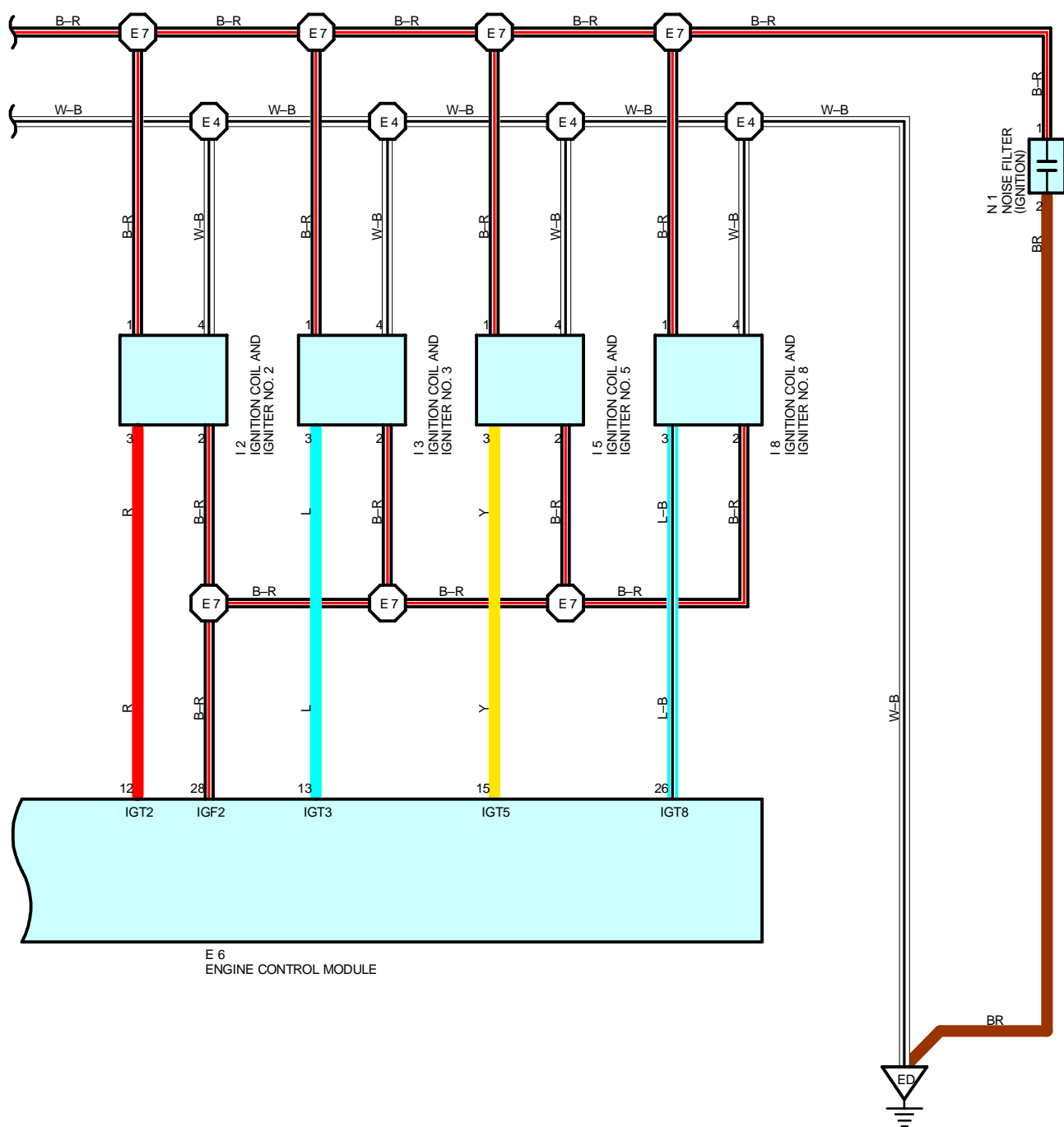


# IGNITION





# IGNITION

## SERVICE HINTS

### I18 IGNITION SW

7-6 : Closed with ignition SW at **ON** or **ST** position

### ○ : PARTS LOCATION

Code	See Page	Code	See Page	Code	See Page
E6	38	I3	37	I7	37
F7	36	I4	37	I8	37
I1	37	I5	37	I18	38
I2	37	I6	37	N1	37

### □ : JUNCTION BLOCK AND WIRE HARNESS CONNECTOR

Code	See Page	Junction Block and Wire Harness (Connector Location)
1E	21	Engine Room No.2 Wire and Engine Room J/B (Engine Compartment Left)
1N	21	Engine Room No.3 Wire and Engine Room J/B (Engine Compartment Left)

### □ : CONNECTOR JOINING WIRE HARNESS AND WIRE HARNESS

Code	See Page	Joining Wire Harness and Wire Harness (Connector Location)
IG1	48	Engine Room No.2 Wire and Dash Wire (Behind the Combination Meter)
IO2	50	Engine Wire and Dash Wire (Behind the Glove Box)


### ▽ : GROUND POINTS

Code	See Page	Ground Points Location
ED	44	Rear Bank of Left Cylinder Head

### ○ : SPLICE POINTS

Code	See Page	Wire Harness with Splice Points	Code	See Page	Wire Harness with Splice Points
E4	44	Engine Wire	E7	44	Engine Wire

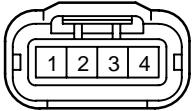
**E6**



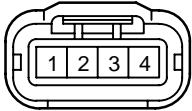
**F7**

(See Page 34)

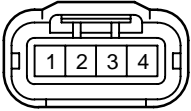
**I1**  
BLACK



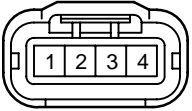
**I2**  
BLACK



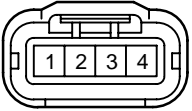
**I3**  
BLACK



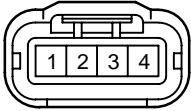
**I4**  
BLACK



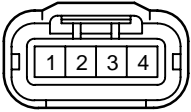
**I5**  
BLACK



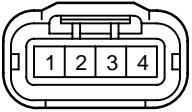
**I6**  
BLACK



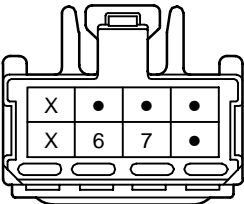
**I7**  
BLACK



**I8**  
BLACK



**I18**



**N1**  
GRAY



